



GARAGE DOORS

STEEL-LINE

All roads lead to



April 2004

Series B Roller Doors

INDUSTRIAL SERIES B ROLLER DOORS

Made to the highest industry standards. Available in a huge range of colourbond colours. The Steel-Line Series "B" roller doors is the right choice for your next project.

Steel-Line are proud to announce their range of high quality, robust construction series "B" industrial roller doors, with featherweight operation.

Our doors are designed to give the customer value in price with all the advantages of the latest in door manufacturing.

Available in a wide range of sizes the series "B" roller doors curtain provides a continuous flexible covering with low noise operation and high strength.

The direct chain drive is locked into a wall mounted locking cleat. For extra security, our optional bottom padbolts provide that extra secure lockup.

Electrical motorisation is available on application.

ELECTRICAL MOTORISATION

The latest development has been the introduction of our range of RD5 and RD6 light industrial operators. This product has been developed with cost in mind. Ask for a quote.



tough Australian designs by **STEEL-LINE**

Commercial and Industrial Applications
High Quality
BHP Colourbond or Zincalume Steel

TECHNICAL DATA

MULTIPLE SIZE RANGE

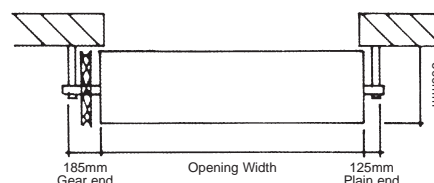
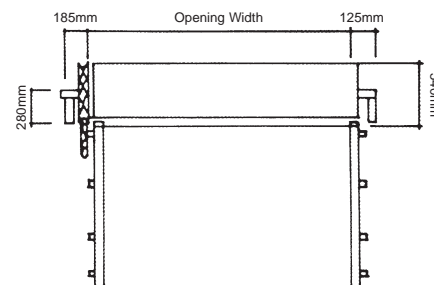
Steel-Line Series "B" roller doors are available in a wide range of multiple sizes, and special cut widths can be obtained on application. All combinations shown are available.

HEIGHT	WIDTH
1200, 2100, 2400, 2700, 3000, 3300, 3600, 4200, 4800, 5100.	1000, 1300, 1600, 1900, 2200, 2800, 3100, 3150, 3400, 3700, 3760, 4300, 4370, 5100.

INSTALLATION

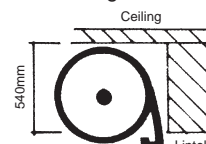
Install doors behind opening and attach to brickwork as required. Leave sufficient return both sides to accommodate support brackets and guides with the necessary working clearances. The Series "B" roller doors are supported on brackets above the opening on each end and require headroom for the doors to roll up in. Posts and piers should continue up past the lintel height to provide fixing for the support brackets.

DIMENSIONS



Subject to sufficient fixing

Note: Chain operation may be fitted left or right side as required.



Steel-Line Industrial Roller Door Series "C"

the strongest roller door ever manufactured for industrial/commercial applications



Steel-Line's Industrial Roller Door Series "C" are robust, high quality doors.

Available with direct drive or planetary geared chain drive, the Steel-Line Industrial Roller Door Series "C" is ideally suited to factories & warehouses, commercial applications and are available to suit openings up to 5100mm high x 5400mm wide.

OPTIONS

- Centre mullions
- Sloping Bottom Rail
- Centre Lift Lock
- Shoot Bolt Locking
- Motorisation
- Perforations

Compare for yourself, no other door gives you the same toughness or value for money

STRENGTH

Compare for yourself, no other continuous roller door has the same toughness and value for money as the Steel-Line Industrial Roller Door Series "C". This door can be supplied in Zinalume finish, or the optional Colourbond® as supplied by BHP Steel (JLA) Pty Ltd.

SECURITY

Because this continuous curtain roller door has the strongest available curtain strength, you can be guaranteed of added protection against intruders.

VERSATILITY

Finished appearance with fewer working parts; that means low maintenance and high durability. The beauty is self evident in an industrial environment where vandalism is an issue. Some studies suggest that vandals are actually dissuaded from damaging what is generally considered beautiful.

BEAUTY

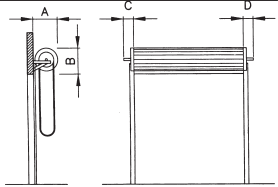
Compare for yourself, no other continuous curtain roller door gives you both beauty and strength, as does Steel-Line's Industrial Roller Door Series "C".



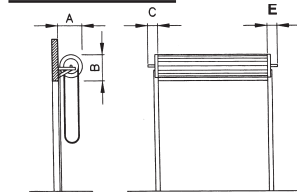
Technical Data Details

Installation Clearances

Planetary Gearing Drive Chain



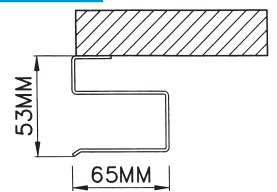
Direct Drive Chain




The company reserves the right to make changes or improvements without notice.

Opening Height mm	A	B	C	D	E
2400	470	590	115	-	-
2700	470	590	115	-	150
3000	510	630	115	-	150
3300	510	630	115	-	150
3600	510	630	125	200	-
4200	550	620	125	200	-
4800	590	710	125	200	-
5100	590	710	125	200	-

Track Detail



Bottom Rail Detail




Lifting Equipment

Opening Height mm \ Width mm	2800	3110	3430	3760	4370	5100	5400
2400							
2700							
3000							
3300							
3600							
4200							
4800							
5100							

■ Direct drive chain ■ Planetary gearing drive chain ■ No chain

Strength, by Design



The structure to which the brackets and tracks are to be mounted, must be of sufficient strength to accommodate the loads imposed by the door. The surface on which the brackets and tracks are mounted should be extended up above the lintel and be flush with or slightly behind the lintel.

STEEL-LINE

HIGH WIND WARNING



Steel-Line Windlok by Creeks Secures and Protects Roller Doors Even in Cyclonic Conditions

UNIQUE PATENTED DESIGN

Unique design, greater strength

Great strength and rigidity are qualities of the unique design of the Steel-Line Windlok System for Roller Doors used in high wind locations.

The patented system, developed by Creeks Metal Industries, incorporates a moulded lug secured to the door curtain, which interlocks with the matching shaped side-track. The design ensures smooth operation with exceptional wind load characteristics.

Independently Tested and Certified

Investigation and calculations for 'Ultimate Limit State Design' conducted by Technisearch Ltd., of Melbourne, Australia, showed the Steel-Line Windlok System, by Creeks, complied with Australian Standard AS1170.2-1989, Section 3, for Category C regions with wind speeds to 70 metres/second, subject to proper fixing of the bracket to an approved supporting structure.

Added Security

The Steel-Line Windlok Roller Door Guide Channel System not only holds the door firmly in position to help prevent damage caused by high winds, but it also serves as an extra safe-guard against 'break-ins', because the curtain cannot be easily pushed in to allow unwanted entry.

Installation

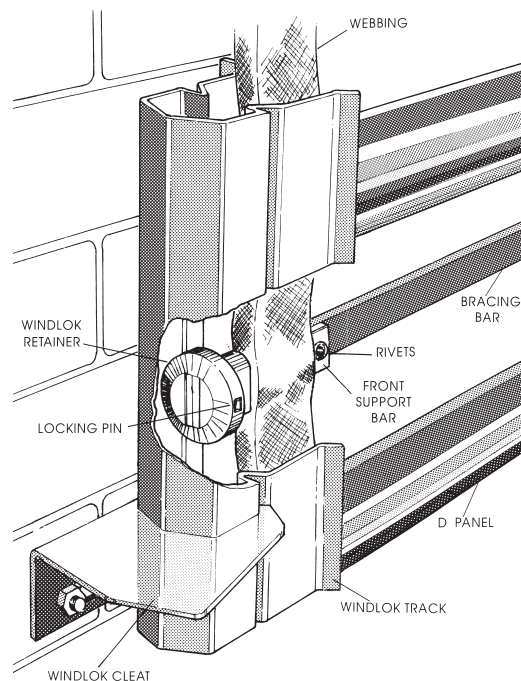
A major advantage of the Steel-Line Windlok System by Creeks is that it is as simple to install as a standard Steel-Line Roller Door. Some allowance for extra curtain width is necessary, and provided the support structure is adequate the fixing is quick and easy, using the height adjustable bracket system.

Economical and Versatile

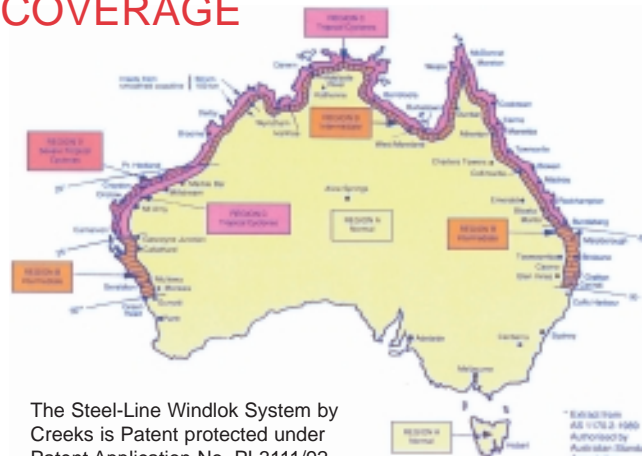
The costs are minimal in comparison to the advantages gained when the Steel-Line Windlok System is included in a new installation.

Helpful Advice

Whether you're considering installing a new Steel-Line Roller Door and are not sure what you need, or wish to make your existing Roller Door more secure, contact a Steel-Line Roller Door Distributor who will gladly advise on all aspects of the Steel-Line Windlok System by Creeks.



TOTAL GEOGRAPHIC COVERAGE



The Steel-Line Windlok System by Creeks is Patent protected under Patent Application No. PL3111/92

SUIT: SERIES A - AA & B
ROLLER DOORS

Windlok

Adore your door



STEEL-LINE

GARAGE DOORS

July 2006

Congratulations on your purchase of a Steel-line product.

Steel-line Garage Doors hereafter referred to as the Manufacturer hereby warrants:

1. Garage Doors (Domestic) to be free from defects in material and workmanship for a period of 3 years from date of purchase.
2. Garage Doors (Commercial Application) Light Industrial Doors plus Roller Shutters and Aluminium Type Doors to be free from defects in material and workmanship for a period of 1 year from date of purchase.
With the exception that:
 - (i) While Colorbond doors are long lasting, hardwearing, peel, flake and chip resistant, under normal conditions this warranty does not extend to inherent defects in steel or other material used in the manufacture or to the Colorbond process applied. The company will, however, procure and assign to the customer the benefit of the Warranty of the manufacturer BlueScope
 - (ii) From the date of purchase, providing that the installation was correctly performed and the appropriate care and services have been performed by the purchaser, the manufacturers obligations under the Warranty are limited to rectify any such defect in material and workmanship in a manner that is considered reasonable by the manufacturer and including if required, the use of touch up paint to the surface coat.
 - (iii) In the case of timber clad doors due to the nature of timber No warranty will apply to the timber component if affected by the weather.
3. Where the Garage Door has been installed by the manufacturer the warranty on such installation shall be free from defect in workmanship and material for a period of 1 year for domestic and 3 months for industrial and commercial applications from date of its installation.
4. Garage Door Operators (Domestic Application) to be free from defects in material for a period of 5 years for motors and 1 year for Electronics and Mechanics from date of purchase.
5. Garage Door Operators (Commercial Application) to be free from defects in material for a period of 3 months from date of purchase.
6. Where the Garage Door operator has been installed by the manufacturer, the warranty on such installations shall be free from defect in workmanship and material for a period of 1 year.
7. Where a unit has been returned to the Manufacturer, all costs incurred in the return will be paid for by the purchaser. If in the opinion of the Manufacturer the product is found to be faulty, all defective parts will be replaced at no cost to the purchaser.
 - (i) Where a defect is found in an operator which has been installed by the Manufacturer, the purchaser shall notify the Manufacturer and the Manufacturer shall make arrangements to inspect the said operator.
 - (ii) The Manufacturer retains the option to repair or replace any operator found to be faulty.
 - (iii) If during an on site inspection the fault is rectified by an adjustment that comes under the responsibility of the purchaser to have the product serviced on a regular basis, a service fee will be charged.
8. Proof of purchase must be given to the manufacturer at time of Warranty claim.
9. Clear access must be provided to drum, operator, track and lifting equipment to enable our representatives to conduct service/warranty work,
10. Any claim for damaged panel or curtain must be made within 7 days of supply, or installation.
11. The manufacturer reserves the right to modify any existing or future products without incurring any obligation to incorporate such modification to product already manufactured or to which this Warranty may relate.
12. The manufacturer reserves the right to touch up on site Colorbond and or Pre-Painted surfaces on its range of garage doors but no responsibility will be taken for the possibility of any paint rubs, scuffing etc on the internal wash coat finish or external painted surface.
13. This Warranty does not apply to any defect, loss or damage arising or caused directly or indirectly by or as a result of:
 - (i) Any masonry rendered or other surfaces cracking or collapsing during installation of the door.
 - (ii) Any defect or deterioration of timber including drying out after installation.
 - (iii) Any weakening or collapse of the structure to which the doors are affixed occurring any time after installation
 - (iv) Any damage to or deterioration in the condition of the doors occurring after delivery and prior to installation
 - (v) Any defect (including defects in component parts or accessories) arising from or attributable to the failure to carry out normal preventive maintenance or adjustment.
 - (vi) To any additional defect damage or deterioration arising from or attributable to the operation of the door after it is known to be defective.
 - (vii) To any door being installed within 800 metres of the sea or other body of water of equivalent or greater salt concentration or in an area subject to industrial fall out or the use of incorrect cleaning material (acid wash) on the door or adjacent area.
14. Exclusions to Warranty Period:
 - (i) Key & Barrell - 1 Year Warranty
 - (ii) Spring Tensions - 3 Months Warranty
 - (iii) Repair or Warranty Work - 3 Months Warranty
15. Not included in Warranty (Garage Doors Operators):
 - (i) Batteries
 - (ii) Fuses
 - (iii) Globes
 - (iv) Sensitivity and Limit Switch adjustment
 - (v) Transmitter and Receiver Range
 - (vi) or misuse of product
16. Note: All Warranties will be voided subject to:
 - (i) Water damage and condensation
 - (ii) Power supply black out or surge
 - (iii) Door blowing in, storm damage or any act of God
 - (iv) Modification or Adjustment by unauthorised persons.
 - (v) Any interference from radio (including citizen band radios) or any other electronic device.
 - (vi) Account not paid in full by the purchaser.
 - (vii) Preventive maintenance and regular servicing by experienced door installers.
17. Subject only to the provisions of the Trade Practices Act and any legislation of the State or Territory wherein the doors of the Company shall have been sold or installed (which may confer certain rights on consumers of goods and those rights by such legislation may be rendered incapable of exclusion) this warranty supersedes and excludes all representations, warranties and conditions whether expressed or implied by law and the Company shall have no liability or otherwise that herein provided for any loss and damage (including consequential loss and damage, loss of use or profits) by reasons of delay, defective or faulty materials or workmanship, negligence or any act, matter or thing done permitted or omitted to be done by the Company.

Warranty



Adore your door
STEEL-LINE

GARAGE DOORS

ACN 124 164 003 ABN 52 124 164 003
<http://www.steel-line.com.au>

THE LARGEST PRIVATELY OWNED GARAGE DOOR COMPANY IN AUSTRALIA



BRISBANE Head Office
MANUFACTURING & SALES

Commitment is Our Strength

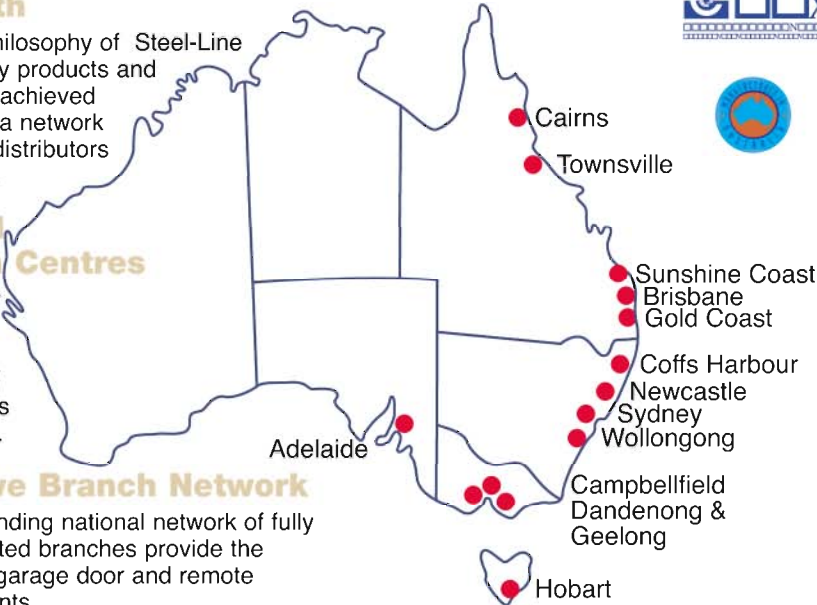
The underlying philosophy of Steel-Line is providing quality products and services which is achieved currently through a network of branches and distributors across the nation.

Display and Information Centres

Steel-Line display centres provide an interactive product display of the door industries latest innovations.

An Extensive Branch Network

Steel-Line's expanding national network of fully owned and operated branches provide the solutions to your garage door and remote control requirements



- **BRISBANE Head Office**
51 Perivale Street,
Darra, Qld 4076
Fax (07) 3376 4597
Phone (07) 3717 6666
BSA 725178
- **Dandenong South**
15 Mickie Street,
Dandenong South, Vic 3175
Fax (03) 9706 6552
Phone (03) 9706 6551
- **Geelong**
153 Weddell Street,
North Geelong, Vic 3215
Fax (03) 5277 1293
Phone (03) 5272 2346
- **Coffs Harbour**
24 Craft Close,
Boambee, NSW 2452
Fax (02) 6658 2667
Phone (02) 6658 2666
FT 11929C
- **Newcastle**
46-48 Orlando Road,
Lambton, NSW 2299
Fax (02) 4957 7344
Phone (02) 4957 7322
FT 11929C
- **Sydney**
Unit 1/3-5 Wrightland Place,
Off Doonside Road,
Arndell Park, NSW 2148
Fax (02) 9679 5222
Phone (02) 9679 5200
FT 11929C
- **Wollongong**
8 Lady Penrhyn Drive,
Unanderra, NSW 2526
Fax (02) 4272 4591
Phone (02) 4272 4587
FT 11929C
- **Hobart**
31 Coleman Street,
Moonah, Tas 7009
Fax (03) 6273 5989
Phone (03) 6273 5988
- **Adelaide**
503 Cross Keys Road,
Cavan, SA 5094
Fax (08) 8359 1200
Phone (08) 8359 1133
BL 174026
- **Campbellfield**
111 National Boulevard,
Campbellfield, Vic 3061
Fax (03) 9300 7888
Phone (03) 9300 7800
- **Sunshine Coast**
8 Flagstone Drive,
Andrews, Qld 4220
Fax (07) 5576 6228
Phone (07) 5576 6222
BSA 725178
- **Townsville**
38-40 Crocodile Cres,
Mt St John, Qld 4811
Fax (07) 4774 6822
Phone (07) 4774 6811
BSA 725178
- **Adelaide**
503 Cross Keys Road,
Cavan, SA 5094
Fax (08) 8359 1200
Phone (08) 8359 1133
BL 174026
- **Campbellfield**
111 National Boulevard,
Campbellfield, Vic 3061
Fax (03) 9300 7888
Phone (03) 9300 7800

